



meeting
internazionale
atletica leggera

XIV Memorial Primo Nebiolo

Torino Parco Ruffini
8 giugno 2013

RESULTS



RANK BIB SURNAME & NAME NAT BORN TEAM MARK POINTS



Hammer Throw - Women - Final

| | | | | | | |
|---|----|----------------------------|-----|------|---------------------|--------------|
| 1 | 72 | SALIS Silvia | ITA | 1985 | Fiamme Azzurre | 67.87 |
| 2 | 57 | NOVOZHILOVA Iryna | UKR | 1986 | | 65.64 |
| 3 | 56 | MASSOBRIO Francesca | ITA | 1993 | Cus TO | 63.45 |
| 4 | 59 | PEDERSEN Karolina | SWE | 1978 | | 61.67 |
| 5 | 54 | MAGNI Elisa | ITA | 1991 | Cus PR | 61.12 |
| 6 | 58 | PALMIERI Elisa | ITA | 1983 | CS Esercito | 60.60 |
| 7 | 55 | MARIANI Micaela | ITA | 1988 | Cus Pi Atl. Cascina | 59.85 |

| | | | | | | | |
|-------------------------|----|----|----|----|----|----|----|
| Starting order | 1 | 2 | 3 | 4 | 5 | 6 | 7 |
| Initial | 55 | 56 | 54 | 59 | 58 | 72 | 57 |
| 4th and 5th and 6th at. | 55 | 58 | 54 | 59 | 56 | 57 | 72 |

Measurement:

Start time:18:00
End Time:18:58

Temperature:+25°C
Temperature:+24°C

Humidity:52%
Humidity:57%

Issued: 08/06/2013 at 18:59

| RANK | BIB | SURNAME & NAME TEAM | NAT BORN | ORD | - 1 - | - 2 - | - 3 - | - 4 - | - 5 - | - 6 - | MARK | POINTS |
|------|-----|---|-------------|-----|-------|-------|-------|-------|-------|-------|--------------|--------|
| 7 | 55 | MARIANI Micaela Cus Pi Atl. Cascina | ITA 1988 | 1 | 59.28 | 59.53 | 59.67 | X | 59.85 | X | 59.85 | |
| 3 | 56 | MASSOBRIO Francesca Cus TO | ITA 1993 | 2 | 63.45 | 62.07 | 61.69 | 58.34 | 63.18 | X | 63.45 | |
| 5 | 54 | MAGNI Elisa Cus PR | ITA 1991 | 3 | 61.12 | 60.53 | 60.25 | 59.85 | 60.84 | X | 61.12 | |
| 4 | 59 | PEDERSEN Karolina | SWE 1978 | 4 | 59.38 | 59.90 | 59.83 | 60.38 | 61.33 | 61.67 | 61.67 | |
| 6 | 58 | PALMIERI Elisa CS Esercito | ITA 1983 | 5 | X | 56.14 | 60.60 | X | 59.50 | 60.44 | 60.60 | |
| 1 | 72 | SALIS Silvia Fiamme Azzurre | ITA 1985 | 6 | X | 67.87 | 66.15 | X | X | 67.28 | 67.87 | |
| 2 | 57 | NOVOZHILOVA Iryna | UKR 1986 | 7 | 62.37 | 65.64 | 64.17 | 65.13 | 65.61 | 65.53 | 65.64 | |

Legend

DISQ = Disqualified
DNF = Did Not Finish
X = Failed

DNS = Did Not Start
NM = No Mark



meeting
internazionale
atletica leggera

XIV Memorial Primo Nebiolo

Torino Parco Ruffini
8 giugno 2013

RESULTS



RANK BIB SURNAME & NAME NAT BORN TEAM LANE REACT TIME POINTS



100 m - Women Under 23 - Final

(Wind: +0.2 m/s)

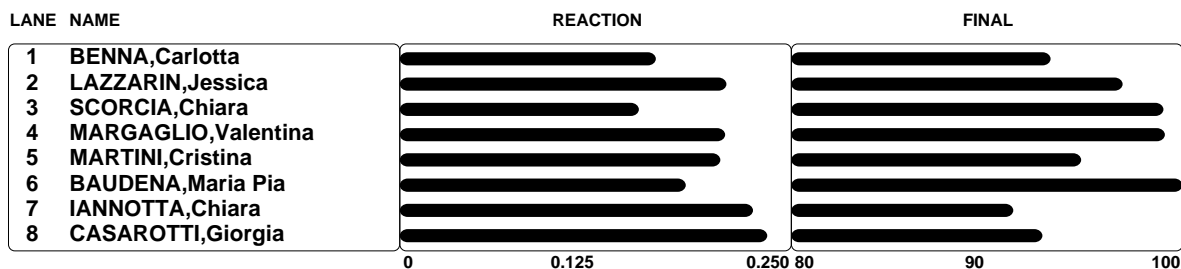
| RANK | BIB | SURNAME & NAME | NAT | BORN | TEAM | LANE | REACT | TIME | POINTS |
|------|-----|----------------------------|-----|------|---------------------|------|-------|--------------|--------|
| 1 | 62 | BAUDENA Maria Pia | ITA | 1995 | Atl. Mondovi' | 6 | 0.183 | 12.51 | |
| 2 | 67 | MARGAGLIO Valentina | ITA | 1993 | Vittorio Alfieri AT | 4 | 0.208 | 12.62 | |
| 3 | 69 | SCORCIA Chiara | ITA | 1991 | Vittorio Alfieri AT | 3 | 0.153 | 12.63 | |
| 4 | 66 | LAZZARIN Jessica | ITA | 1991 | Cus TO | 2 | 0.209 | 12.90 | |
| 5 | 68 | MARTINI Cristina | ITA | 1993 | Vittorio Alfieri AT | 5 | 0.205 | 13.19 | |
| 6 | 63 | BENNA Carlotta | ITA | 1994 | GS Chivassesi | 1 | 0.164 | 13.41 | |
| 7 | 64 | CASAROTTI Giorgia | ITA | 1995 | Cus TO | 8 | 0.235 | 13.47 | |
| 8 | 65 | IANNOTTA Chiara | ITA | 1994 | Cus TO | 7 | 0.226 | 13.69 | |

Measurement:

Start time:18:19

Temperature:+25°C

Humidity:53%



Issued: 08/06/2013 at 19:27

Legend

DISQ = Disqualified
DNF = Did Not Finish

DNS = Did Not Start
Fn = False Start



meeting
internazionale
atletica leggera

XIV Memorial Primo Nebiolo

Torino Parco Ruffini
8 giugno 2013

RESULTS



RANK BIB SURNAME & NAME NAT BORN TEAM LANE REACT TIME POINTS



100 m - Men Under 23

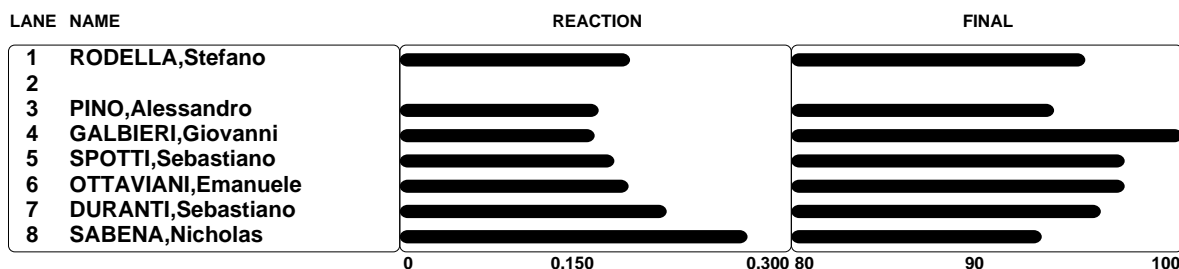
(Wind: +0.2 m/s)

| RANK | BIB | SURNAME & NAME | NAT | BORN | TEAM | LANE | REACT | TIME | POINTS |
|------|-----|---------------------------|-----|------|-------------------------|------|-------|--------------|--------|
| 1 | 67 | GALBIERI Giovanni | ITA | 1993 | Riccardi MI | 4 | 0.150 | 10.59 | |
| 2 | 61 | OTTAVIANI Emanuele | ITA | 1992 | Atl. Piemonte ASD | 6 | 0.176 | 10.91 | |
| 3 | 64 | SPOTTI Sebastiano | ITA | 1992 | Cremona Sportiva Arvedi | 5 | 0.165 | 10.91 | |
| 4 | 59 | DURANTI Sebastiano | ITA | 1992 | Cremona Sportiva Arvedi | 7 | 0.205 | 11.05 | |
| 5 | 68 | RODELLA Stefano | ITA | 1993 | Riccardi MI | 1 | 0.177 | 11.14 | |
| 6 | 62 | PINO Alessandro | ITA | 1993 | Atl. Vicentina | 3 | 0.153 | 11.33 | |
| 7 | 63 | SABENA Nicholas | ITA | 1995 | Cus TO | 8 | 0.267 | 11.41 | |

NOT CLASSIFIED

60 **ISOLANO Giacomo** ITA 1994 Atl. Mondovi' 2 **DNS**

Measurement: Start time:18:36 Temperature:+25°C Humidity:54%



Issued: 08/06/2013 at 18:36

Legend

DISQ = Disqualified
DNF = Did Not Finish

DNS = Did Not Start
Fn = False Start



RESULTS



RANK BIB SURNAME & NAME NAT BORN TEAM LANE REACT TIME POINTS



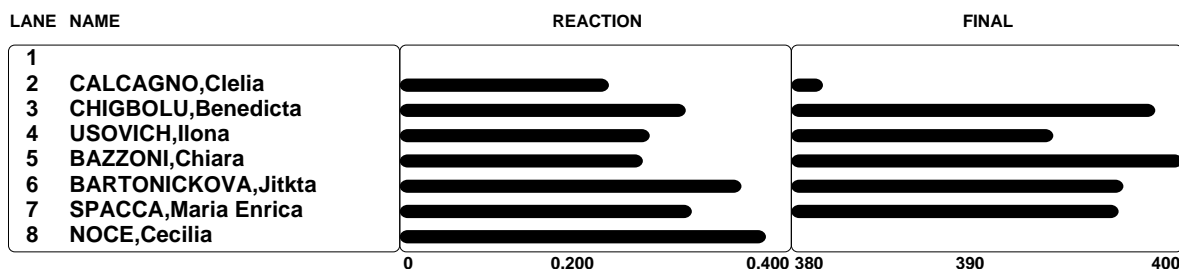
400 m - Women - Final

| | | | | | | | | |
|---|----|----------------------------|-----|------|-------------|---|-------|--------------|
| 1 | 12 | BAZZONI Chiara | ITA | 1984 | CS Esercito | 5 | 0.249 | 52.64 |
| 2 | 14 | CHIGBOLU Benedicta | ITA | 1989 | CS Esercito | 3 | 0.293 | 52.82 |
| 3 | 11 | BARTONICKOVA Jitkta | CZE | 1985 | | 6 | 0.350 | 53.04 |
| 4 | 17 | SPACCA Maria Enrica | ITA | 1986 | Forestale | 7 | 0.299 | 53.07 |
| 5 | 18 | USOVICH Ilona | BLR | 1982 | | 4 | 0.256 | 53.52 |
| 6 | 13 | CALCAGNO Clelia | ITA | 1991 | CS Esercito | 2 | 0.214 | 55.17 |
| 7 | 16 | NOCE Cecilia | ITA | 1991 | Cus TO | 8 | 0.375 | 59.27 |

NOT CLASSIFIED

15 **MARONE Anna Laura** ITA 1988 CS Esercito 1 **DNS**

Measurement: Start time:20:01 Temperature:+23°C Humidity:56%



Issued: 08/06/2013 at 20:04

Legend

DISQ = Disqualified
DNF = Did Not Finish

DNS = Did Not Start
Fn = False Start



RESULTS



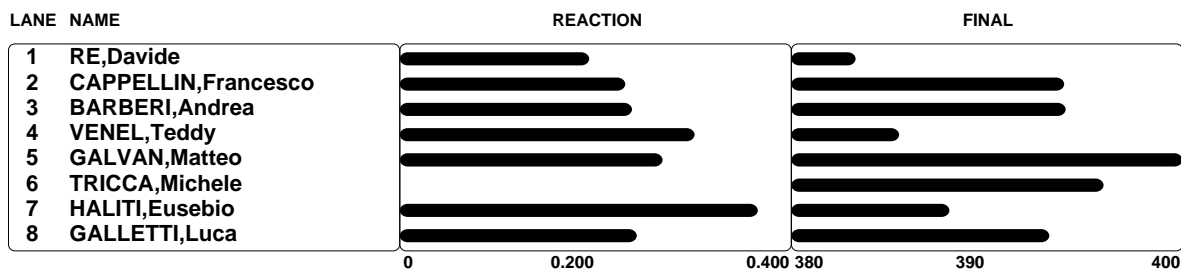
RANK BIB SURNAME & NAME NAT BORN TEAM LANE REACT TIME POINTS



400 m - Men - Final

| | | | | | | | | |
|---|----|----------------------------|-----|------|--------------------------|---|-------|--------------|
| 1 | 69 | GALVAN Matteo | ITA | 1988 | Fiamme Gialle | 5 | 0.269 | 46.40 |
| 2 | 21 | TRICCA Michele | ITA | 1993 | Fiamme Gialle | 6 | | 46.87 |
| 3 | 15 | BARBERI Andrea | ITA | 1979 | Fiamme Gialle | 3 | 0.238 | 47.10 |
| 4 | 16 | CAPPELLIN Francesco | ITA | 1990 | Aeronautica | 2 | 0.231 | 47.11 |
| 5 | 18 | GALLETTI Luca | ITA | 1980 | Carabinieri | 8 | 0.243 | 47.20 |
| 6 | 19 | HALITI Eusebio | ITA | 1991 | Pol. Rocco Scotellaro MT | 7 | 0.366 | 47.82 |
| 7 | 22 | VENEL Teddy | FRA | 1985 | | 4 | 0.302 | 48.14 |
| 8 | 20 | RE Davide | ITA | 1993 | Cus TO | 1 | 0.194 | 48.42 |

Measurement: Start time:20:10 Temperature:+23°C Humidity:55%



Issued: 08/06/2013 at 20:14

Legend

DISQ = Disqualified
DNF = Did Not Finish

DNS = Did Not Start
Fn = False Start



RESULTS



RANK BIB SURNAME & NAME NAT BORN TEAM LANE REACT TIME POINTS



400 m Hurdles - Women - Final

| | | | | | | | | |
|---|----|---------------------|-----|------|----------------------|---|-------|----------------|
| 1 | 42 | MUHAMMAD Dalila | USA | 1990 | | 5 | 0.305 | 54.66 |
| 2 | 45 | SPENCE Christine | USA | 1981 | | 7 | 0.327 | 55.99 |
| 3 | 39 | EBERSOHN Annerie | RSA | 1990 | | 3 | 0.242 | 56.39 |
| 4 | 44 | ROCKWELL Jennyfer | ITA | 1983 | ACSI Italia Atletica | 8 | 0.202 | 56.61 |
| 5 | 43 | PEDROSO Yadisleidis | ITA | 1987 | Cus Pi Atl. Cascina | 4 | 0.303 | 56.86 |
| 6 | 40 | GENTILI Manuela | ITA | 1978 | Cus PA | 6 | 0.123 | 56.94 |
| 7 | 38 | DOVERI Francesca | ITA | 1982 | CS Esercito | 2 | 0.225 | 57.05 |
| 8 | 41 | LATINI Giulia | ITA | 1991 | Forestale | 1 | 0.210 | 1:02.10 |

Measurement: Start time:20:23 Temperature:+23°C Humidity:55%



Legend

DISQ = Disqualified
DNF = Did Not Finish

DNS = Did Not Start
Fn = False Start



RESULTS



RANK BIB SURNAME & NAME NAT BORN TEAM MARK POINTS



Discus Throw - Men - Final

| | | | | | | |
|---|----|--------------------------|-----|------|---------------|--------------|
| 1 | 53 | FALOCI Giovanni | ITA | 1985 | Fiamme Gialle | 62.82 |
| 2 | 54 | HOGAN Victor | RSA | 1989 | | 61.92 |
| 3 | 55 | KIRCHLER Hannes | ITA | 1978 | Carabinieri | 61.51 |
| 4 | 57 | MAYER Gerhard | AUT | 1980 | | 59.24 |
| 5 | 56 | KUPPER Martin | EST | 1989 | | 58.62 |
| 6 | 52 | APOLLONI Federico | ITA | 1978 | Aeronautica | 56.84 |

| | | | | | | |
|-------------------------|----|----|----|----|----|----|
| Starting order | 1 | 2 | 3 | 4 | 5 | 6 |
| Initial | 52 | 55 | 56 | 54 | 53 | 57 |
| 4th and 5th and 6th at. | 52 | 56 | 57 | 55 | 54 | 53 |

Measurement: Start time:20:20 Temperature:+23°C Humidity:55%
End Time:20:55 Temperature:+22°C Humidity:56%

Issued: 08/06/2013 at 21:08

| RANK | BIB | SURNAME & NAME TEAM | NAT BORN | ORD | - 1 - | - 2 - | - 3 - | - 4 - | - 5 - | - 6 - | MARK | POINTS |
|------|-----|---|-------------|-----|-------|-------|-------|-------|-------|-------|--------------|--------|
| 6 | 52 | APOLLONI Federico Aeronautica | ITA 1978 | 1 | 56.44 | 56.19 | 56.25 | 56.66 | 56.84 | 55.96 | 56.84 | |
| 3 | 55 | KIRCHLER Hannes Carabinieri | ITA 1978 | 2 | 61.51 | 59.73 | 60.75 | X | X | X | 61.51 | |
| 5 | 56 | KUPPER Martin | EST 1989 | 3 | 58.62 | X | X | 57.36 | X | X | 58.62 | |
| 2 | 54 | HOGAN Victor | RSA 1989 | 4 | 61.54 | 61.92 | X | X | X | X | 61.92 | |
| 1 | 53 | FALOCI Giovanni Fiamme Gialle | ITA 1985 | 5 | 60.69 | X | 62.82 | 61.67 | 62.58 | 62.12 | 62.82 | |
| 4 | 57 | MAYER Gerhard | AUT 1980 | 6 | 58.38 | 59.24 | X | 56.06 | 56.24 | 58.62 | 59.24 | |

Legend

DISQ = Disqualified
DNF = Did Not Finish
X = Failed

DNS = Did Not Start
NM = No Mark



RESULTS



RANK BIB SURNAME & NAME NAT BORN TEAM LANE REACT TIME POINTS

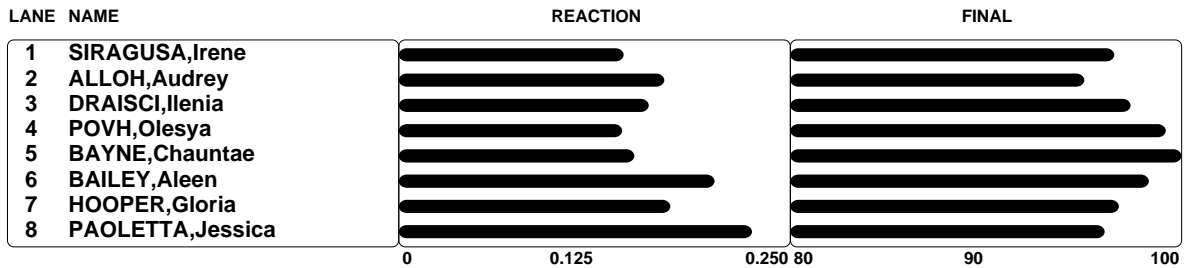


100 m - Women - Final

(Wind: +1.0 m/s)

| | | | | | | | | |
|---|----|------------------|-----|------|----------------|---|-------|--------------|
| 1 | 3 | BAYNE Chauntae | USA | 1984 | | 5 | 0.151 | 11.31 |
| 2 | 8 | POVH Olesya | UKR | 1987 | | 4 | 0.143 | 11.40 |
| 3 | 2 | BAILEY Aleen | JAM | 1980 | | 6 | 0.202 | 11.50 |
| 4 | 4 | DRAISCI Ilenia | ITA | 1989 | CS Esercito | 3 | 0.160 | 11.61 |
| 5 | 6 | HOOPER Gloria | ITA | 1992 | Forestale | 7 | 0.174 | 11.68 |
| 6 | 10 | SIRAGUSA Irene | ITA | 1993 | Atletica 2005 | 1 | 0.144 | 11.71 |
| 7 | 7 | PAOLETTA Jessica | ITA | 1988 | CS Esercito | 8 | 0.226 | 11.77 |
| 8 | 1 | ALLOH Audrey | ITA | 1987 | Fiamme Azzurre | 2 | 0.170 | 11.90 |

Measurement: Start time:20:31 Temperature:+22°C Humidity:55%



Issued: 08/06/2013 at 20:33

Legend

DISQ = Disqualified
DNF = Did Not Finish

DNS = Did Not Start
Fn = False Start



meeting
internazionale
atletica leggera

XIV Memorial Primo Nebiolo

Torino Parco Ruffini
8 giugno 2013

RESULTS



RANK BIB SURNAME & NAME NAT BORN TEAM LANE REACT TIME POINTS

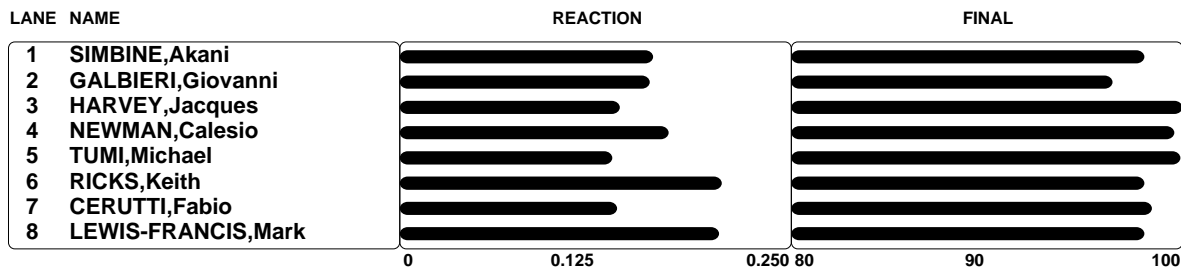


100 m - Men - Final

(Wind: +0.7 m/s)

| RANK | BIB | SURNAME & NAME | NAT | BORN | TEAM | LANE | REACT | TIME | POINTS |
|------|-----|--------------------|-----|------|---------------|------|-------|--------------|--------|
| 1 | 2 | HARVEY Jacques | JAM | 1989 | | 3 | 0.141 | 10.26 | |
| 2 | 8 | TUMI Michael | ITA | 1990 | Fiamme Oro | 5 | 0.136 | 10.27 | |
| 3 | 4 | NEWMAN Calesio | USA | 1986 | | 4 | 0.172 | 10.30 | |
| 4 | 1 | CERUTTI Fabio | ITA | 1985 | Fiamme Gialle | 7 | 0.139 | 10.42 | |
| 5 | 3 | LEWIS-FRANCIS Mark | GBR | 1982 | | 8 | 0.204 | 10.46 | |
| 5 | 5 | RICKS Keith | USA | 1990 | | 6 | 0.206 | 10.46 | |
| 7 | 7 | SIMBINE Akani | RSA | 1993 | | 1 | 0.162 | 10.46 | |
| 8 | 67 | GALBIERI Giovanni | ITA | 1993 | Riccardi MI | 2 | 0.160 | 10.64 | |

Measurement: Start time:20:40



Issued: 08/06/2013 at 20:44

Legend

DISQ = Disqualified
DNF = Did Not Finish

DNS = Did Not Start
Fn = False Start



RESULTS



RANK BIB SURNAME & NAME NAT BORN TEAM MARK POINTS



Long Jump - Women - Final

| | | | | | | | | | | | | |
|---|----|----------------------------|-----|------|----------------------|--|--|--|--|--|-------------|------|
| 1 | 48 | JIMOH Funmi | USA | 1984 | | | | | | | 6.63 | +1.1 |
| 2 | 49 | KLISHINA Darya | RUS | 1991 | | | | | | | 6.59 | -0.2 |
| 3 | 47 | GRIVA Lauma | LAT | 1984 | | | | | | | 6.54 | -0.5 |
| 4 | 46 | DERKACH Dariya | ITA | 1993 | ACSI Italia Atletica | | | | | | 6.35 | -0.7 |
| 5 | 52 | PIDLUZHAYAYA Yuliya | RUS | 1988 | | | | | | | 6.14 | -0.1 |
| 6 | 53 | VICENZINO Tania | ITA | 1986 | CS Esercito | | | | | | 6.05 | -0.2 |
| 7 | 50 | MCLAREN Nicholeen | RSA | 1990 | | | | | | | 5.84 | -0.4 |
| 8 | 51 | MINA Marta | ITA | 1989 | Sisport Fiat | | | | | | 5.60 | -0.1 |

| | | | | | | | | |
|-------------------------|----|----|----|----|----|----|----|----|
| Starting order | 1 | 2 | 3 | 4 | 5 | 6 | 7 | 8 |
| Initial | 51 | 50 | 46 | 53 | 52 | 47 | 48 | 49 |
| 4th and 5th and 6th at. | 51 | 50 | 53 | 52 | 46 | 47 | 49 | 48 |

Measurement:

Start time:20:40
End Time:22:05Temperature:+22°C
Temperature:+22°CHumidity:56%
Humidity:56%

Issued: 08/06/2013 at 22:11

| RANK | BIB | SURNAME & NAME TEAM | NAT BORN | ORD | - 1 - | - 2 - | - 3 - | - 4 - | - 5 - | - 6 - | MARK | POINTS |
|------|-----|---|-------------|-----|-------|-------|-------|-------|-------|-------|-------------|--------|
| 8 | 51 | MINA Marta Sisport Fiat | ITA 1989 | 1 | 5.43 | 5.48 | 5.58 | 5.48 | 5.60 | 5.58 | 5.60 | |
| 7 | 50 | MCLAREN Nicholeen | RSA 1990 | 2 | X | 5.65 | X | 5.57 | 5.75 | 5.84 | 5.84 | |
| 4 | 46 | DERKACH Dariya ACSI Italia Atletica | ITA 1993 | 3 | 6.01 | 6.35 | 5.97 | 6.06 | - | 6.13 | 6.35 | |
| 6 | 53 | VICENZINO Tania CS Esercito | ITA 1986 | 4 | X | 5.84 | 5.97 | 6.05 | 5.90 | 6.03 | 6.05 | |
| 5 | 52 | PIDLUZHAYAYA Yuliya | RUS 1988 | 5 | X | 6.09 | 6.05 | 6.14 | 6.01 | 6.01 | 6.14 | |
| 3 | 47 | GRIVA Lauma | LAT 1984 | 6 | 6.01 | 6.40 | 6.54 | 6.44 | 6.51 | 6.37 | 6.54 | |
| 1 | 48 | JIMOH Funmi | USA 1984 | 7 | 6.08 | 6.48 | 6.33 | 6.63 | 6.55 | 6.49 | 6.63 | |
| 2 | 49 | KLISHINA Darya | RUS 1991 | 8 | 6.45 | X | X | 6.31 | 6.45 | 6.59 | 6.59 | |

Legend

DISQ = Disqualified
DNF = Did Not Finish
X = FailedDNS = Did Not Start
NM = No Mark



RESULTS



RANK BIB SURNAME & NAME NAT BORN TEAM LANE REACT TIME POINTS



200 m - Men - Final

(Wind: -0.5 m/s)

| RANK | BIB | SURNAME & NAME | NAT | BORN | TEAM | LANE | REACT | TIME | POINTS |
|------|-----|--------------------|-----|------|---------------|------|-------|--------------|--------|
| 1 | 11 | MANENTI Davide | ITA | 1989 | Aeronautica | 5 | 0.171 | 20.79 | |
| 2 | 14 | TSAKONAS Likourgos | GRE | 1990 | | 6 | 0.228 | 20.88 | |
| 3 | 9 | DEMONTE Enrico | ITA | 1988 | Fiamme Oro | 3 | 0.143 | 21.05 | |
| 4 | 12 | TINMAR Teddy | FRA | 1987 | | 4 | 0.227 | 21.39 | |
| 5 | 10 | LORENZI Marco | ITA | 1993 | Fiamme Gialle | 7 | 0.246 | 21.62 | |
| 6 | 13 | TORTU Giacomo | ITA | 1993 | Riccardi MI | 2 | 0.199 | 21.96 | |



Issued: 08/06/2013 at 20:51

Legend

DISQ = Disqualified
DNF = Did Not Finish

DNS = Did Not Start
Fn = False Start

RESULTS

RANK BIB SURNAME & NAME NAT BORN TEAM LANE REACT TIME POINTS



800 m - Women - Final

| | | | | | | | | | |
|---|----|---------------------------|-----|------|-----------------|--|----|--|----------------|
| 1 | 61 | KEPKOSGEI Nelly | KEN | 1991 | | | 5 | | 2:00.32 |
| 2 | 29 | ZHUSHMAN Olena | UKR | 1985 | | | 6 | | 2:00.92 |
| 3 | 27 | TKACHUK Anastasiya | UKR | 1993 | | | 8 | | 2:01.75 |
| 4 | 23 | GALLIGAN Rose-Anne | IRL | 1987 | | | 4i | | 2:01.83 |
| 5 | 24 | LOBANOVA Liliya | UKR | 1985 | | | 7 | | 2:03.50 |
| 6 | 25 | MILANI Marta | ITA | 1987 | CS Esercito | | 4e | | 2:03.83 |
| 7 | 20 | CORNELLI Isabella | ITA | 1991 | Atl. BG 59 | | 2e | | 2:06.13 |
| 8 | 26 | MONACHINO Serena | ITA | 1990 | Easy Speed 2000 | | 3i | | 2:06.87 |
| 9 | 28 | VIGNOLO Ylenia | ITA | 1989 | Sisport Fiat | | 1 | | 2:10.93 |

NOT CLASSIFIED

| | | | | | | |
|----|-------------------------|-----|------|-------------|----|------------|
| 19 | BALDESSARI Irene | ITA | 1993 | CS Esercito | 2i | DNS |
| 22 | EVERARD Ciara | IRL | 1990 | | 3e | DNF |

Intermediate (Bib and time):

400 m : 27 59.34

Measurement: Start time:20:59 Temperature:+22°C Humidity:56%

| LANE | NAME | REACTION | FINAL |
|------|---------------------|----------|-------|
| 1 | VIGNOLO, Ylenia | | |
| 2 | CORNELLI, Isabella | | |
| 3 | MONACHINO, Serena | | |
| 4 | MILANI, Marta | | |
| 5 | KEPKOSGEI, Nelly | | |
| 6 | ZHUSHMAN, Olena | | |
| 7 | LOBANOVA, Liliya | | |
| 8 | TKACHUK, Anastasiya | | |

780 790 800

Issued: 08/06/2013 at 21:05

Legend

DISQ = Disqualified
DNF = Did Not Finish

DNS = Did Not Start
Fn = False Start



RESULTS



REVISED

RANK BIB SURNAME & NAME NAT BORN TEAM LANE REACT TIME POINTS



800 m - Men - Final

| | | | | | | | | |
|----|----|------------------------|-----|------|-------------------|--|----|---------|
| 1 | 33 | RENAUDIE Paul | FRA | 1990 | | | 4i | 1:47.41 |
| 2 | 32 | OUALICH Hamid | FRA | 1988 | | | 4e | 1:47.99 |
| 3 | 31 | NAKOPOULOS Konstadinos | GRE | 1987 | | | 5e | 1:48.15 |
| 4 | 66 | KIPTOO Andrew | KEN | 1987 | | | 1 | 1:48.61 |
| 5 | 29 | KIPLAGAT Abraham | KEN | 1984 | | | 7 | 1:48.69 |
| 6 | 34 | VAN RENSBURG Ryhardt | RSA | 1992 | | | 3e | 1:48.77 |
| 7 | 24 | BENEDETTI Giordano | ITA | 1989 | Fiamme Gialle | | 6 | 1:48.81 |
| 8 | 26 | EL KABBOURI Soufiane | ITA | 1993 | Cus TO | | 2e | 1:48.83 |
| 9 | 73 | SECK Mor | SEN | 1985 | Pro Patria Milano | | 8e | 1:49.96 |
| 10 | 23 | BELLINO Giovanni | ITA | 1988 | Fiamme Gialle | | 2i | 1:50.84 |
| 11 | 25 | CAMARA Moussa | MLI | 1988 | | | 3i | 1:51.01 |
| 12 | 28 | KIPKOECH Nicholas | KEN | 1992 | | | 8i | 3:25.41 |

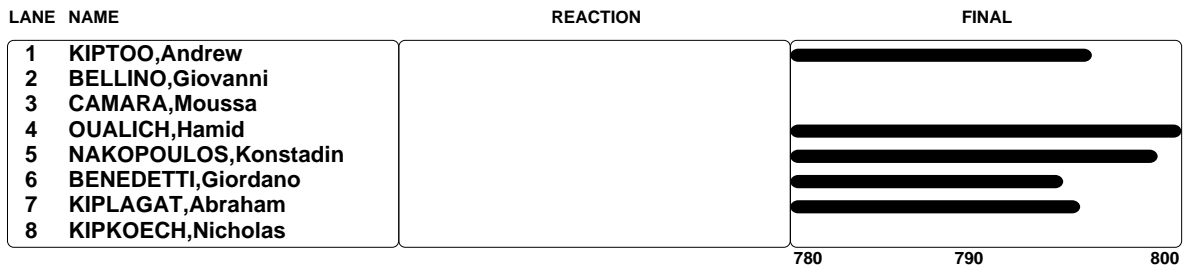
NOT CLASSIFIED

30 KIRONGO Sammy Kibet KEN 1994 5i DNS

Intermediate (Bib and time):

400 m : 28 52.00

Measurement: Start time:21:08 Temperature:+22°C Humidity:56%



Issued: 08/06/2013 at 22:53

Legend

DISQ = Disqualified
DNF = Did Not Finish

DNS = Did Not Start
Fn = False Start



meeting
internazionale
atletica leggera

XIV Memorial Primo Nebiolo

Torino Parco Ruffini
8 giugno 2013

RESULTS



RANK BIB SURNAME & NAME NAT BORN TEAM ORD TIME POINTS



5000 m - Men - Final

| RANK | BIB | SURNAME & NAME | NAT | BORN | TEAM | ORD | TIME | POINTS |
|------|-----|-----------------------|-----|------|-------------|-----|----------|--------|
| 1 | 42 | TIROP Eric | KEN | 1987 | | 8 | 13:32.09 | |
| 2 | 39 | MELI Ezekiel | KEN | 1984 | Virtus LU | 5 | 13:36.46 | |
| 3 | 36 | CHANI Hassan | MAR | 1991 | | 2 | 13:38.13 | |
| 4 | 41 | RAZINE Marouan | MAR | 1991 | Cus TO | 7 | 13:39.70 | |
| 5 | 38 | KOECH KIMUTAI Josphat | KEN | 1982 | | 4 | 13:59.41 | |
| 6 | 37 | FONTANA Michele | ITA | 1991 | Aeronautica | 3 | 14:04.02 | |
| 7 | 40 | RACHIK Yassine | ITA | 1993 | | 6 | 14:14.38 | |

NOT CLASSIFIED

| | | | | | | |
|----|--------------------|-----|------|--------------------------|---|-----|
| 35 | BACHA Zelalem | BRN | 1988 | | 1 | DNS |
| 71 | OUKHRID Lhoussaine | MAR | 1984 | Pro Patria Busto Arsizio | 9 | DNS |
| 43 | TOO Silas Kimeli | KEN | 1989 | | 9 | DNF |

Intermediate (Bib and time):

| | | | | | | | | |
|---------|----|----------|---------|----|---------|---------|----|---------|
| 1000 m: | 43 | 2:38.82 | 2000 m: | 43 | 5:21.62 | 3000 m: | 39 | 8:07.53 |
| 4000 m: | 39 | 10:53.55 | | | | | | |

Measurement: Start time:21:21 Temperature:+22°C Humidity:56%

Issued: 08/06/2013 at 21:37

Legend

DISQ = Disqualified
DNF = Did Not Finish

DNS = Did Not Start
* = Warning



RESULTS



RANK BIB SURNAME & NAME NAT BORN TEAM LANE REACT TIME POINTS



110 m Hurdles - Men - Final

(Wind: -0.3 m/s)

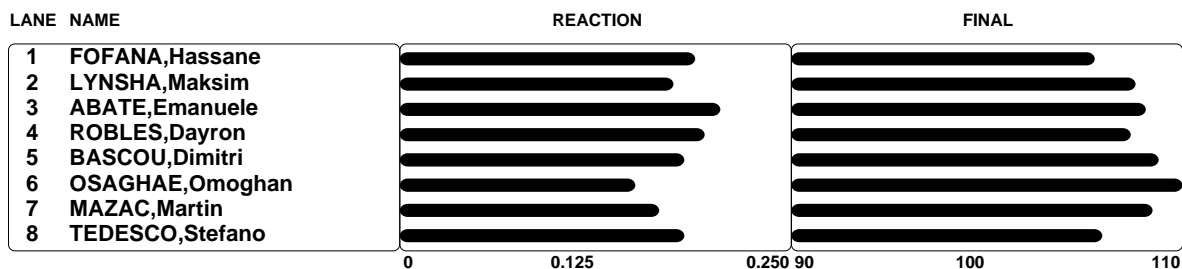
| | | | | | | | | |
|---|----|------------------------|-----|------|---------------|---|-------|--------------|
| 1 | 74 | OSAGHAE Omoghan | USA | 1988 | | 6 | 0.151 | 13.49 |
| 2 | 45 | BASCOU Dimitri | FRA | 1987 | | 5 | 0.182 | 13.64 |
| 3 | 47 | MAZAC Martin | CZE | 1990 | | 7 | 0.166 | 13.68 |
| 4 | 44 | ABATE Emanuele | ITA | 1985 | Fiamme Oro | 3 | 0.205 | 13.72 |
| 5 | 46 | LYNSHA Maksim | BLR | 1985 | | 2 | 0.175 | 13.79 |
| 6 | 50 | ROBLES Dayron | CUB | 1986 | | 4 | 0.195 | 13.82 |
| 7 | 51 | TEDESCO Stefano | ITA | 1988 | Fiamme Gialle | 8 | 0.182 | 14.01 |
| 8 | 70 | FOFANA Hassane | ITA | 1992 | Fiamme Oro | 1 | 0.189 | 14.06 |

Measurement:

Start time:21:47

Temperature:+21°C

Humidity:55%



Issued: 08/06/2013 at 21:48

Legend

DISQ = Disqualified
DNF = Did Not Finish

DNS = Did Not Start
Fn = False Start



RESULTS



RANK BIB SURNAME & NAME NAT BORN TEAM LANE REACT TIME POINTS



100 m Hurdles - Women - Final

(Wind: -0.8 m/s)

| RANK | BIB | SURNAME & NAME | NAT | BORN | TEAM | LANE | REACT | TIME | POINTS |
|------|-----|-----------------|-----|------|---------------|------|-------|--------------|--------|
| 1 | 33 | HARRISON Queen | USA | 1988 | | 3 | 0.165 | 12.64 | |
| 2 | 34 | JONES Lolo | USA | 1982 | | 4 | 0.158 | 12.74 | |
| 3 | 37 | PORTER Tiffany | GBR | 1987 | | 5 | 0.152 | 12.83 | |
| 4 | 30 | ALI Nia | USA | 1988 | | 2 | 0.186 | 12.93 | |
| 5 | 36 | LEWIS Yvette | USA | 1985 | | 7 | 0.188 | 13.10 | |
| 6 | 35 | KONDAKOVA Yulia | RUS | 1981 | | 8 | 0.167 | 13.10 | |
| 7 | 31 | BORSI Veronica | ITA | 1987 | Fiamme Gialle | 6 | 0.193 | 13.14 | |

Measurement:

Start time:22:00

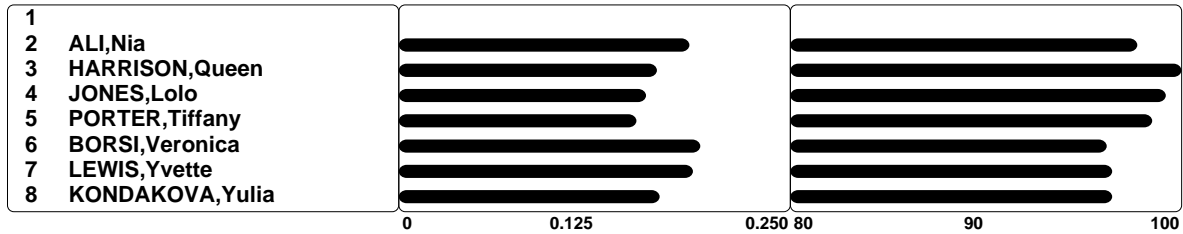
Temperature:+21°C

Humidity:55%

LANE NAME

REACTION

FINAL



Issued: 08/06/2013 at 22:02

Legend

DISQ = Disqualified
DNF = Did Not Finish

DNS = Did Not Start
Fn = False Start



RESULTS



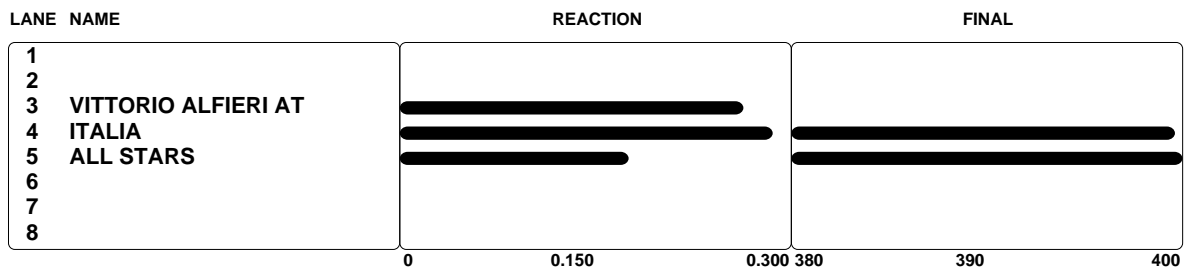
RANK BIB TEAM NAT BORN LANE REACT TIME POINTS



4 x 100 Relay - Women - Final

| | | | | | | | |
|---|------|----------------------------|-----|------|---|-------|--------------|
| 1 | 1002 | ALL STARS | | | 5 | 0.176 | 43.98 |
| | | POVH Olesya | UKR | 1987 | | | |
| | | BAYNE Chauntae | USA | 1984 | | | |
| | | LEWIS Yvette | USA | 1985 | | | |
| | | BAILEY Aleen | JAM | 1980 | | | |
| 2 | 1001 | ITALIA | | | 4 | 0.286 | 44.02 |
| | | PAOLETTA Jessica | ITA | 1988 | | | |
| | | HOOPER Gloria | ITA | 1992 | | | |
| | | SIRAGUSA Irene | ITA | 1993 | | | |
| | | DRAISCI Ilenia | ITA | 1989 | | | |
| 3 | 1003 | VITTORIO ALFIERI AT | | | 3 | 0.264 | 48.75 |
| | | SCORCIA Chiara | ITA | 1991 | | | |
| | | LAZZARIN Jessica | ITA | 1991 | | | |
| | | MELARDI Giulia | ITA | 1993 | | | |
| | | MARGAGLIO Valentina | ITA | 1993 | | | |

Measurement: Start time:22:10 Temperature:+21°C Humidity:56%



Issued: 08/06/2013 at 22:11

Legend

DISQ = Disqualified
DNF = Did Not Finish

DNS = Did Not Start
Fn = False Start



RESULTS



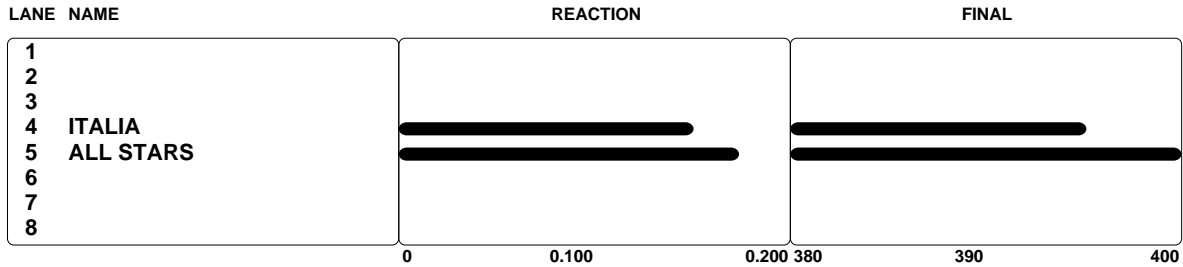
RANK BIB TEAM NAT BORN LANE REACT TIME POINTS



4 x 100 Relay - Men - Final

| | | | | | | | | |
|----------------|------|-----------------------|-----|------|---|-------|--------------|-------|
| 1 | 1002 | ALL STARS | | | 5 | 0.174 | 39.04 | |
| | | OSAGHAE Omoghan | USA | 1988 | | | | |
| | | HARVEY Jacques | JAM | 1989 | | | | |
| | | NEWMAN Calesio | USA | 1986 | | | | |
| | | LEWIS-FRANCIS Mark | GBR | 1982 | | | | |
| 2 | 1001 | ITALIA | | | 4 | 0.151 | 39.52 | |
| | | TUMI Michael | ITA | 1990 | | | | |
| | | RIPARELLI Jacques | ITA | 1983 | | | | |
| | | MANENTI Davide | ITA | 1989 | | | | |
| | | COLLIO Simone | | | | | | |
| NOT CLASSIFIED | | | | | | | | |
| | 1003 | CUS TO | | | 6 | | DNS | |
| | | ZAMPIERI Giorgio | | | | | | |
| | | BOGGIO Luca | | | | | | |
| | | IYAMU Sydney | | | | | | |
| | | GADALETA Marco | | | | | | |
| | 1004 | CUS TO J | | | 3 | | DQ | 170/7 |
| | | ROSSETTO CASAL Mattia | | | | | | |
| | | ARGENTON Gabriele | | | | | | |
| | | SABENA Nicolas | | | | | | |
| | | LETIZIA Andrea | | | | | | |

Measurement: Start time:22:19 Temperature:+21°C Humidity:56%



Issued: 08/06/2013 at 22:31

Legend

DISQ = Disqualified
DNF = Did Not Finish

DNS = Did Not Start
Fn = False Start